




5501F3 Valencia Two Tier Fountain 3 pc.



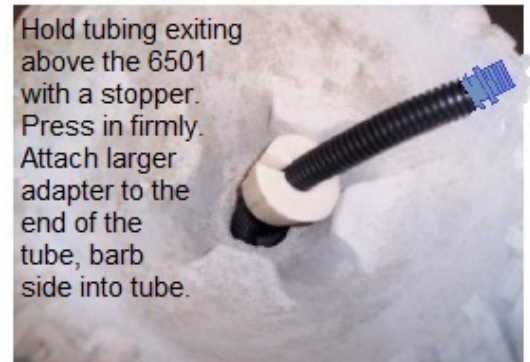
Slip pump cord through hole. Seal with stopper. Insert smaller adapter in top of pump.



Attach tube. Place restrictor in middle of tube for now.



Set 6501 in bowl. Slip tube up through hole.

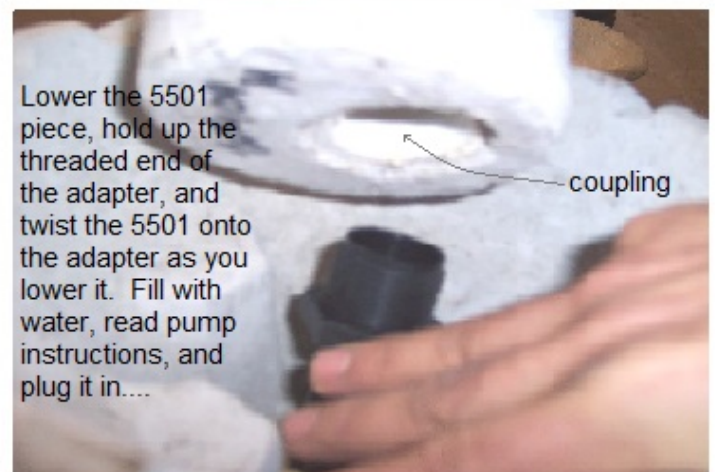


Hold tubing exiting above the 6501 with a stopper. Press in firmly. Attach larger adapter to the end of the tube, barb side into tube.

Always follow local electrical codes and use 110V GFCI protected outlet.

Winter ice build-up can damage concrete statuary. Follow these tips to reduce winter weathering to your fountain:

- * Disconnect power to pump
- * Remove plugs/stopper in all fountain bowls to open drains and let all moisture out. Keep drains open throughout the winter.
- * Place an absorbant material like burlap, blankets, etc. inside bowls and cover everything with a Henri fountain cover.
- * Do not allow snow or ice to build up on or against the concrete. Remove snow before it turns to ice. Do not use salt or chemical ice removers as they may damage concrete.



Lower the 5501 piece, hold up the threaded end of the adapter, and twist the 5501 onto the adapter as you lower it. Fill with water, read pump instructions, and plug it in....